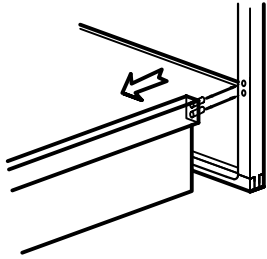
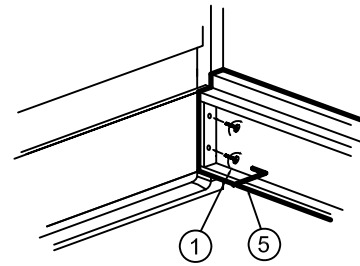


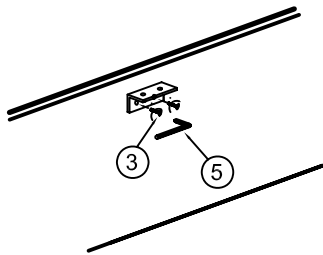
- ① HOOK THE HEADBOARD AND FOOTBOARD ON TO THE SIDE RAILS.



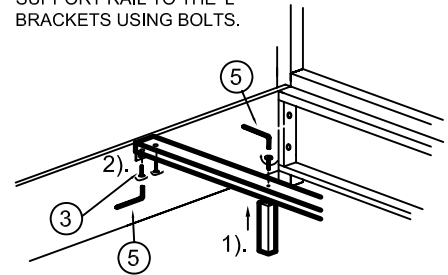
- ② SECURE THE RAILS WITH TWO BOLTS.



- ③ ATTACH THE 'L'-BRACKETS TO THE CENTER OF THE HEADBOARD AND FOOTBOARD.

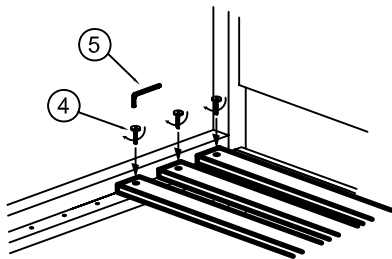


- ④ 1). ATTACH THE CENTER LEG TO THE CENTER SUPPORT RAIL.  
2). ATTACH THE CENTER SUPPORT RAIL TO THE 'L' BRACKETS USING BOLTS.

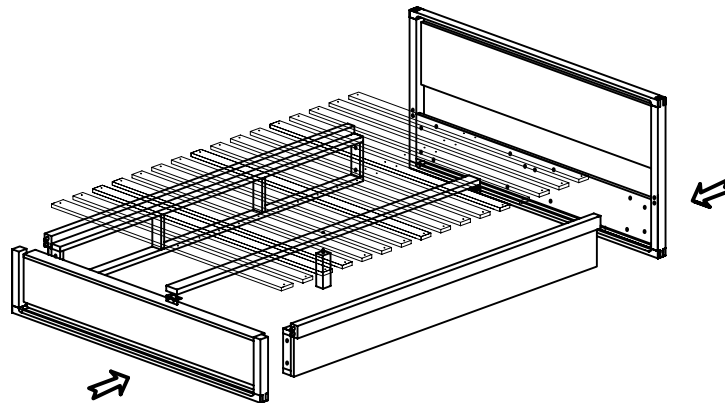
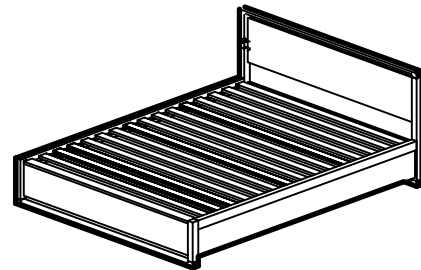


- ⑤ BOLT THE BED SLATS IN PLACE TIGHTLY

Note -  
THE TOP SIDE OF EACH SLAT IS  
COUNTER-SUNK TO ACCOMMODATE THE  
BOLT HEADS



- ⑥ COMPLETE



①		②		③		④		⑤	
X8		X2		X8		X42		X2	
	BOLT M6 35MM		L BRACKET 45MM X40MM		INSET SCREW		BOLT M6 35MM		ALLEN KEY M4