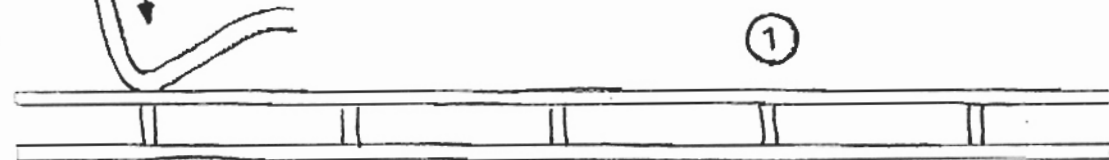
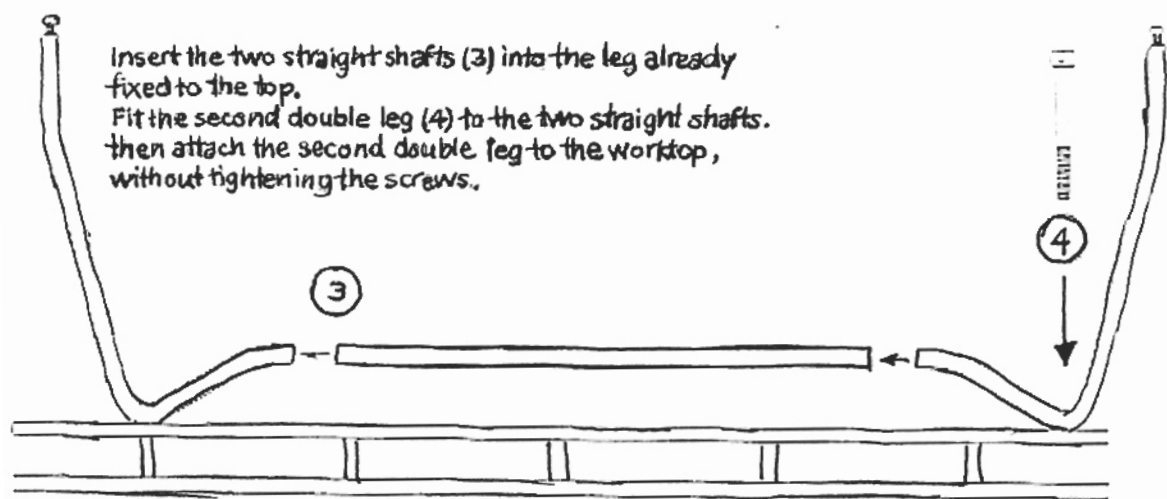


Gently take the table top (1) out from the carton and lay it side down, on the styrofoam sheet.

Attach only one of the double legs (2) to the worktop without tightening the screws.

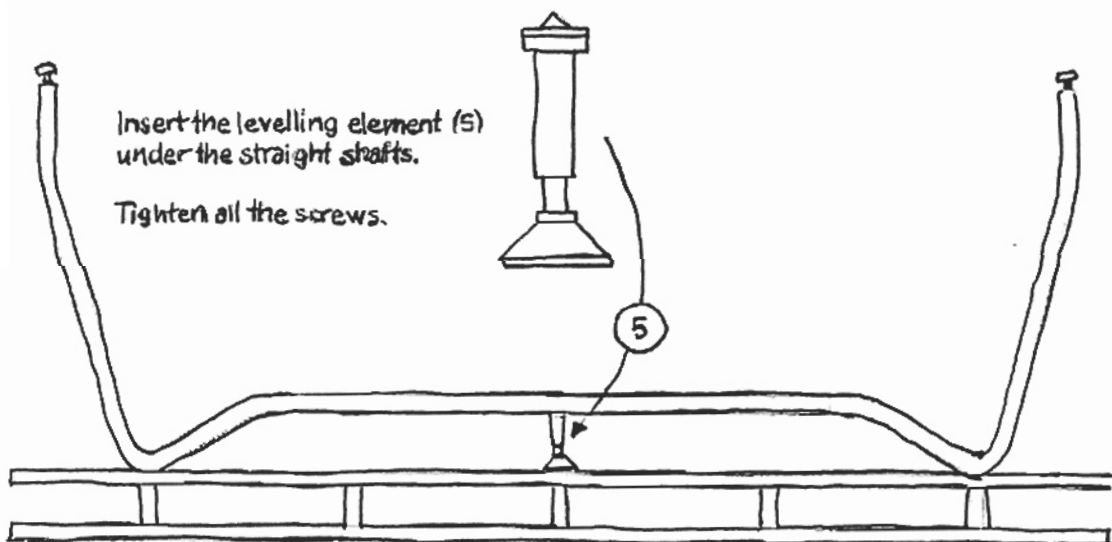


Insert the two straight shafts (3) into the leg already fixed to the top.
Fit the second double leg (4) to the two straight shafts.
then attach the second double leg to the worktop,
without tightening the screws.



Insert the levelling element (5)
under the straight shafts.

Tighten all the screws.



Invert the table so that it is right-side-up and slowly unscrew the levelling element (5) until the table top is perfectly straight.

Note: the levelling element must be installed properly to prevent sagging after extended use.